

All About Space

These Blackline Masters can be completed in a variety of ways. The activities are designed to be stimulating, crafty and fun! They range from simple colouring to more complex artworks depending on your requirements – it's up to you! They will equip children with important skills like colouring, cutting, gluing, folding, constructing and creative thinking. Below are some hints and tips for each activity to help you get the most out of your Blackline Masters.

All About Space Blackline Masters have been designed to celebrate Space with craft! With a range of activities, students are able to learn about Space in a fun and creative way. Students can work individually or as part of a group. Experiment with materials and art techniques.

Saturn

Scissors will be required to complete this activity. For best results, copy the Blackline Master onto cover paper. Ask students to colour and decorate their planet. Use collage items like crepe and cellophane covered in glitter paint for a tactile effect. Cut out Saturn and glue to some black cover paper and hang around the classroom.

Rocket Colouring Sheet

Ask students to colour and decorate their sheet for a quick and easy craft activity. Remember these sheets can be enlarged or reduced on a photocopier according to your requirements. You could make a large A3 poster for group decorating.

Planets

Scissors will be required to complete this activity. For best results, copy the Blackline Master onto cover paper. Ask students to colour and decorate their planets in colours and patterns that reflect each planet in the Solar System. They can then cut out their planets and use them for a planet mobile or a large class display.

Alien Finger Puppets

Scissors and tape will be required to complete this activity. For best results, copy the Blackline Master onto cover paper. Ask students to colour and decorate their alien puppets. Cut the finger puppets out following the dotted lines. Fold the strip around your fingers and tape together.

Design Your Own Rocket

Scissors will be required to complete this activity. For best results, copy the Blackline Master onto cover paper. Ask students to design, colour and decorate their rocket in colours and patterns that reflect Space to them. Alternatively, students can decorate their rocket with patterned craft paper. They can then cut out their rocket and use for a class display.

Astronaut Colouring Sheet

Ask students to colour and decorate their sheet for a quick and easy craft activity. Remember these sheets can be enlarged or reduced on a photocopier according to your requirements. You could make a large A3 poster for group decorating.

Space Activity Book

Scissors will be required to complete this activity. For best results, copy the Blackline Master onto cover paper. Ask students to cut out the sheet and fold along the dotted lines to create their booklet. Ask the students to colour and decorate their Activity Book and finish by completing the puzzles.

Construct an Astronaut

Scissors and glue will be required to complete this activity. For best results, copy the Blackline Master onto cover paper. Ask students to colour, decorate and cut out their astronaut. Attach the head, arms and legs to the body using paper fasteners (use the grey dots as a guide). Alternatively, use glue to attach the head, arms and legs. Display all the decorated astronauts around the classroom.

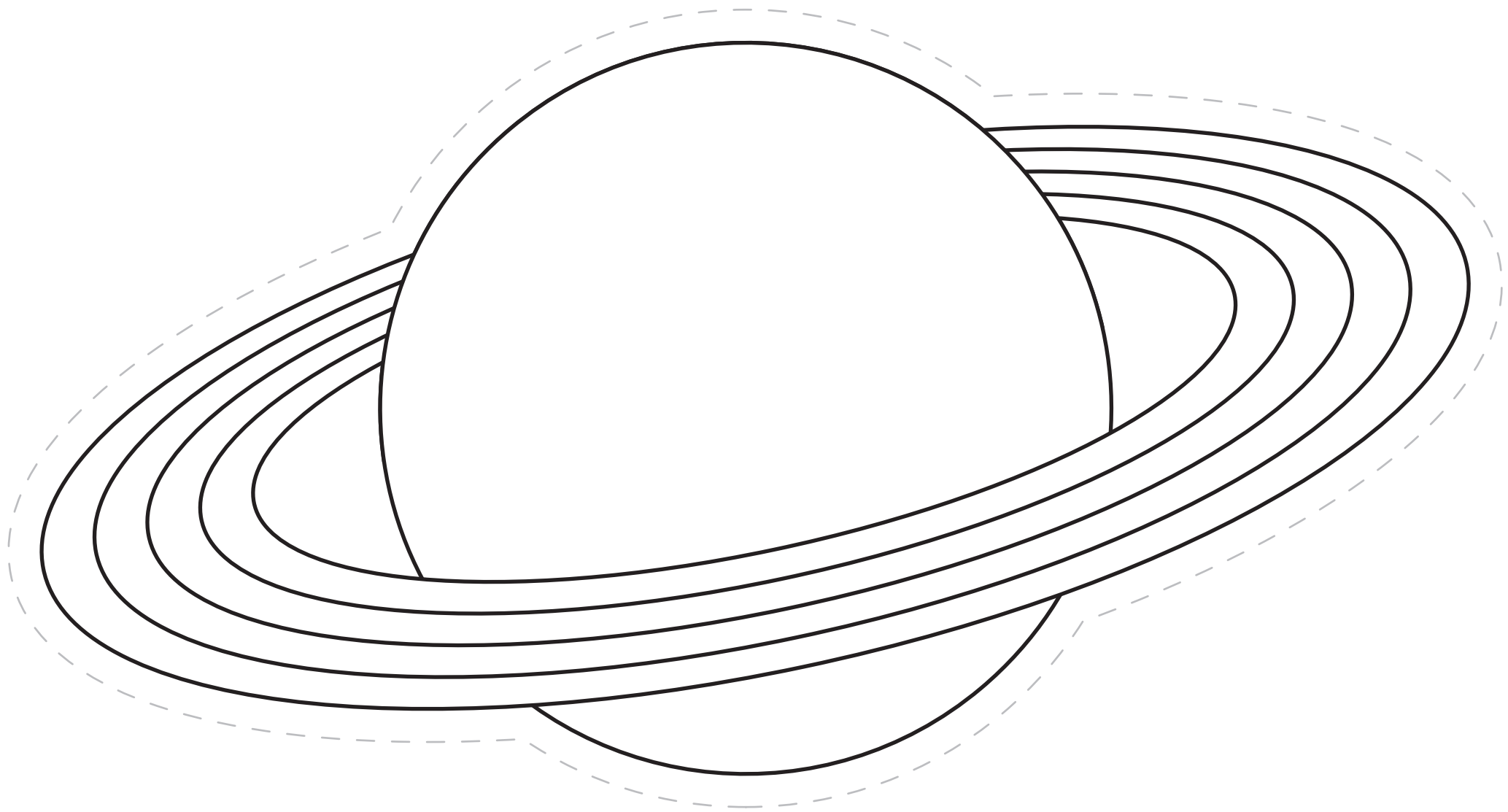
Space Symbols

Scissors will be required to complete this activity. For best results, copy the Blackline Master onto cover paper. Ask students to colour and decorate their sheet. These shapes can be used as decorations or embellishments. Remember these sheets can be enlarged or reduced on a photocopier according to your requirements.

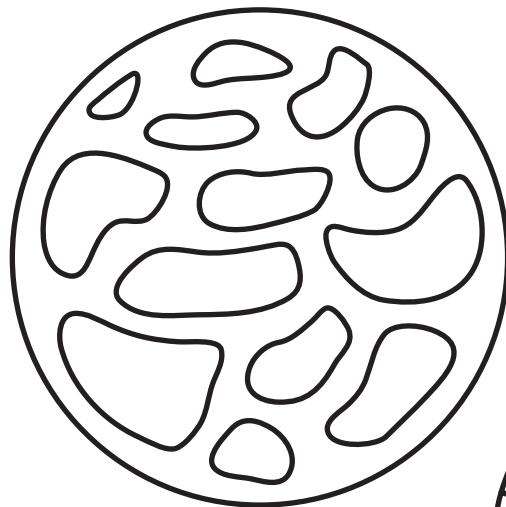
Stars

Scissors and glue will be required to complete this activity. For best results, copy the Blackline Master onto cover paper. Ask students to colour, decorate and cut out their stars. Students could use items like crepe, cellophane, glitter paint and glitter to add texture and sparkle to their stars. Cut the stars out and decorate the classroom with lots of cosmic stars! Remember these sheets can be enlarged or reduced on a photocopier according to your requirements.


Saturn



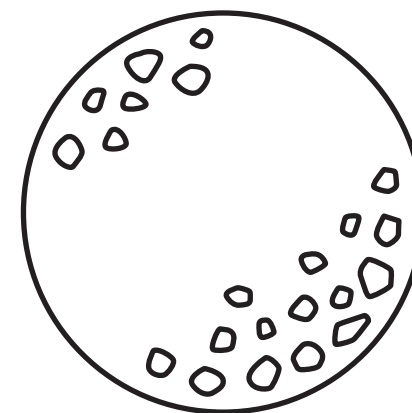
Planets



Venus



Earth




Uranus



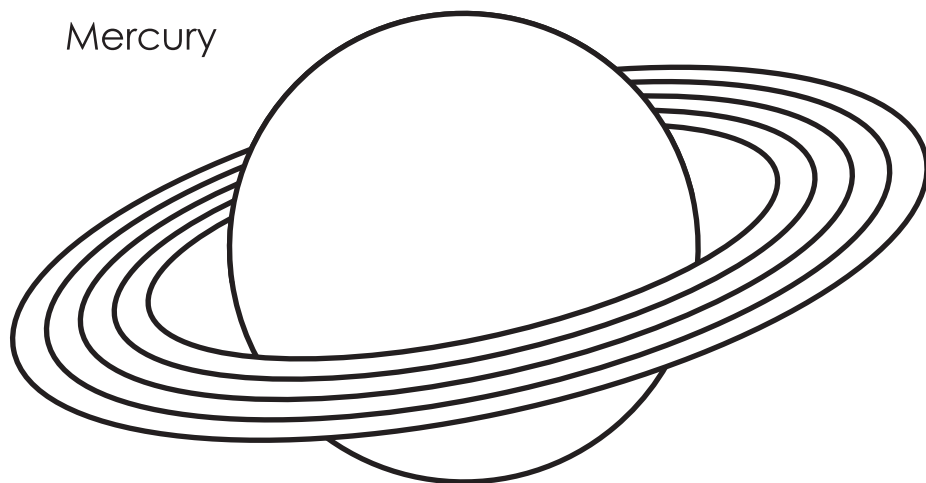
Mercury




Neptune



Mars



Saturn




Jupiter




Pluto


Alien Finger Puppets




© cleverpatch | cleverpatch.com.au




© cleverpatch | cleverpatch.com.au



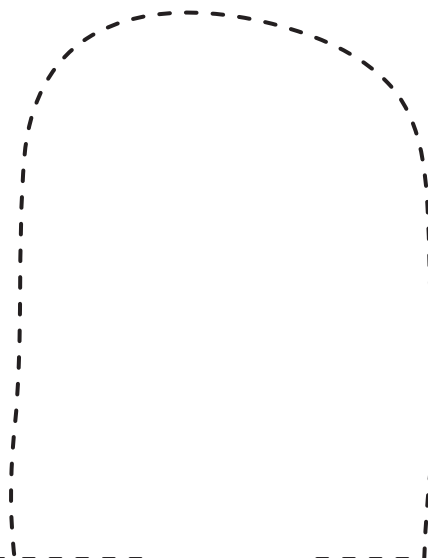
© cleverpatch | cleverpatch.com.au



© cleverpatch | cleverpatch.com.au

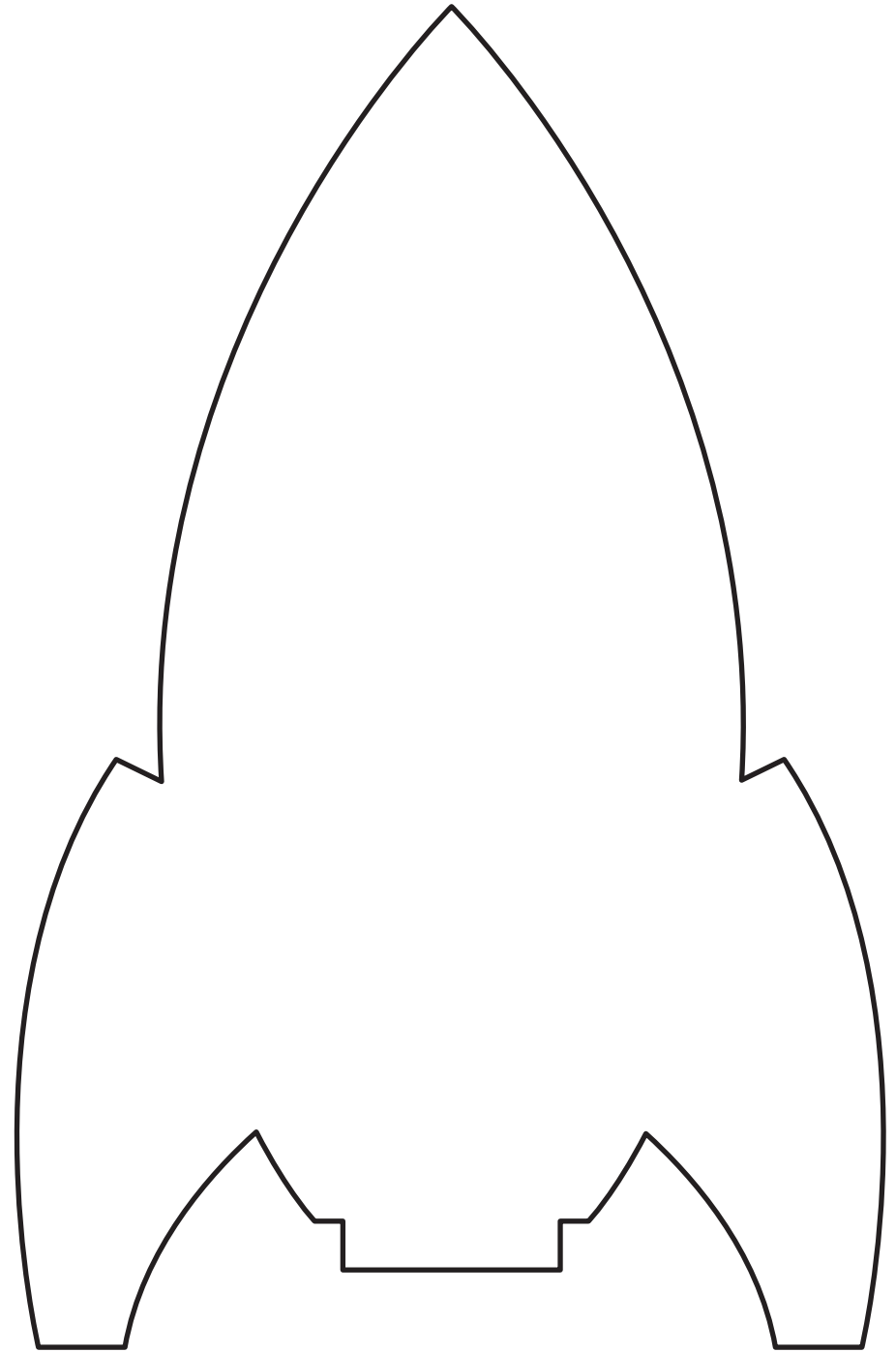
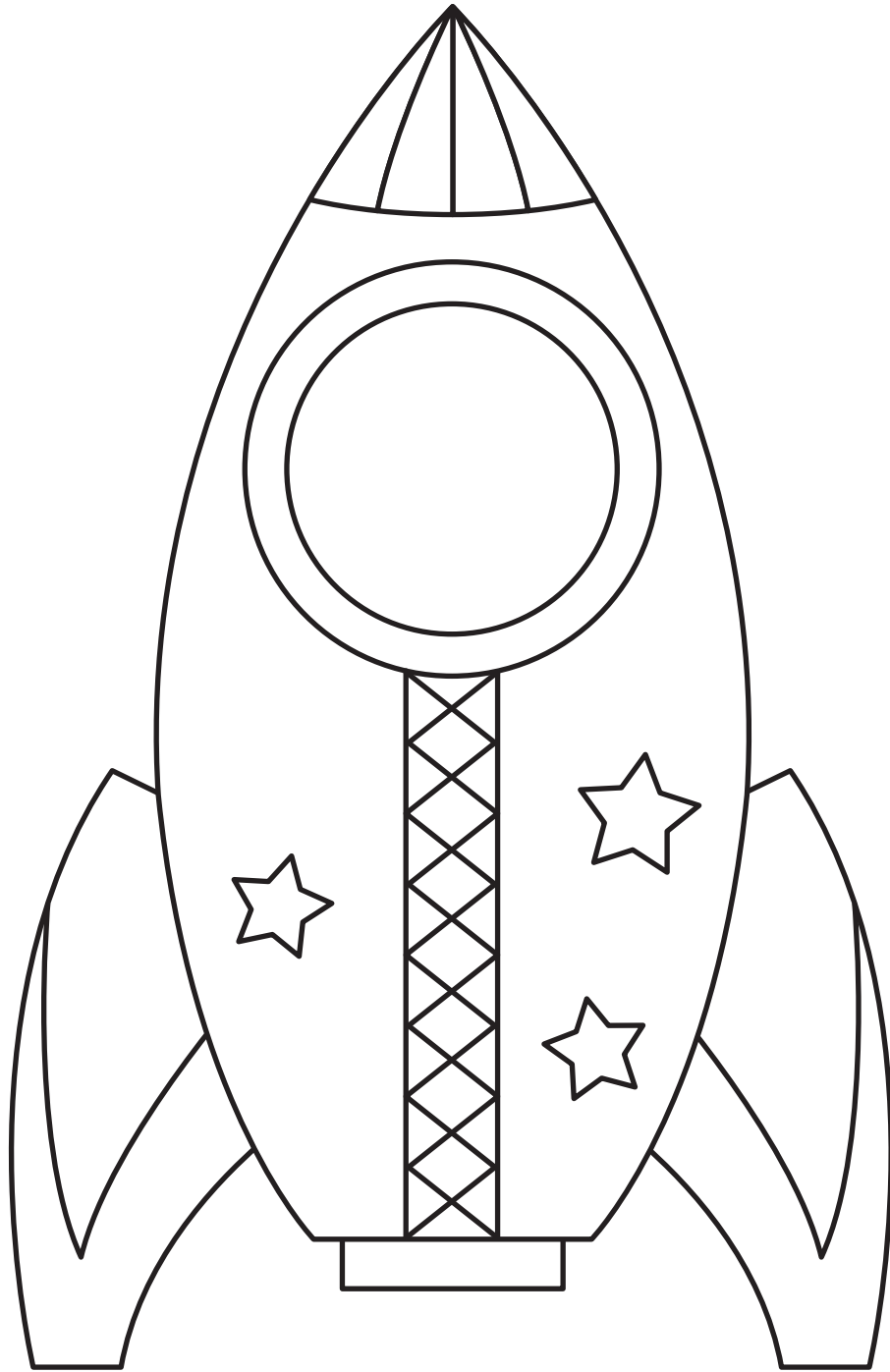



© cleverpatch | cleverpatch.com.au


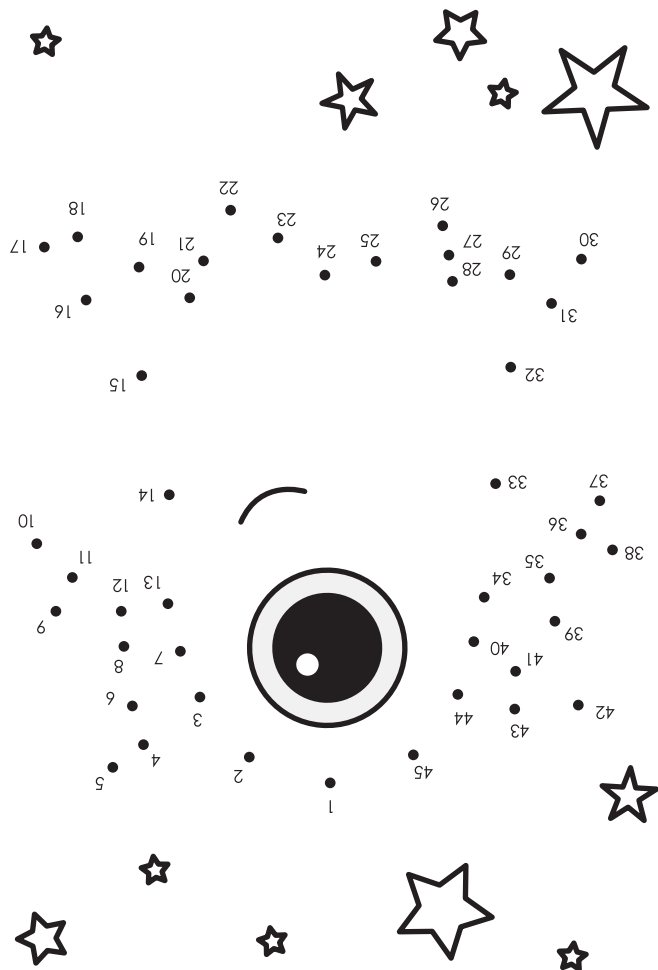


© cleverpatch | cleverpatch.com.au

Design Your Own Rocket







Help the astronaut find his way back to the spaceship!

Find the Space words:

planets	gravity	alien
sun	orbit	rocket
comet	astronaut	galaxy

p l a n e t s s f a
 d k s o g v e u w l
 y s t i g a l n z i
 c x r a o m l t a e
 o s o i r e m a n n
 m p n j b g b g x u
 e f a c i r q d k y
 t q u x t r h y h q
 p l t n r o c k e t
 v o c w j a t d z p
 b v u g r a v i t y

Space

Activity Book



Name: _____

